



VEDA FRANCE

Joints bâtiment - Building joints


Installation method

VEDAFEU M[®] mattresses for joint widths from 100 mm to 420 mm



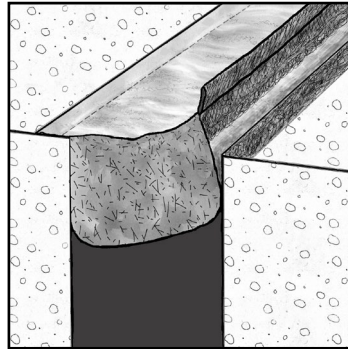
CSTB
le futur en construction

If necessary, remove formwork material such as polystyrene, VEDAPLAQUE honeycomb cardboard, etc.
Dust clean the slabs using a brush or a broom in order to ensure good adhesion of the glue.



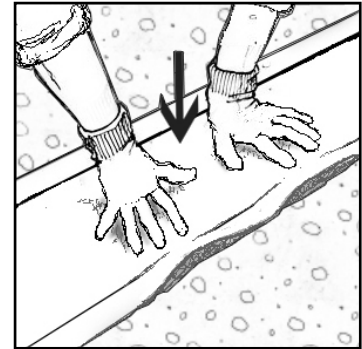
1. Preparation of the slab

Apply the glue on both sides of the joint and on a width of 5 cm on the upper side of the concrete slab.



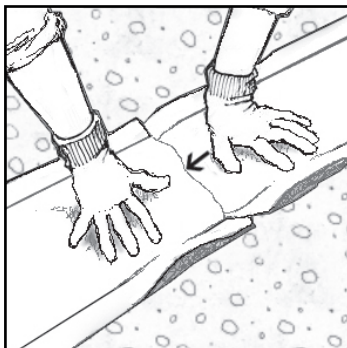
2. Preparation of the mattress

Apply the glue on the underside of the wings and on the vertical side of the mattress.




3. Positioning of the mattress

Press the mattress into the joint.



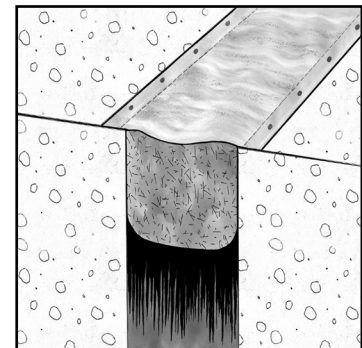
4. Linking

Joining 2 lengths.



4. Fixing the mattress

Fix the wings of the mattress to the slab every 20 cm using a pneumatic nailer.



5. Mattress installed

Rated EI 120 without sealant, without joint cover

VEDACOLLE adhesive coverage.

- VEDAFEU M 100 - 300 mm. From 900 to 1 000 g per linear meter (2 sides)

VEDACOLLE for VEDAFEU M is part of the tested system and is compulsory

cort@rtec

geral@cortartec.net

www.cortartec.net

+351 21 982 4133



+55 21 404 20 115 - brasil@cortartec.net



+34 9 10 83 1913 - espana@cortartec.net